

FORM - RONDO

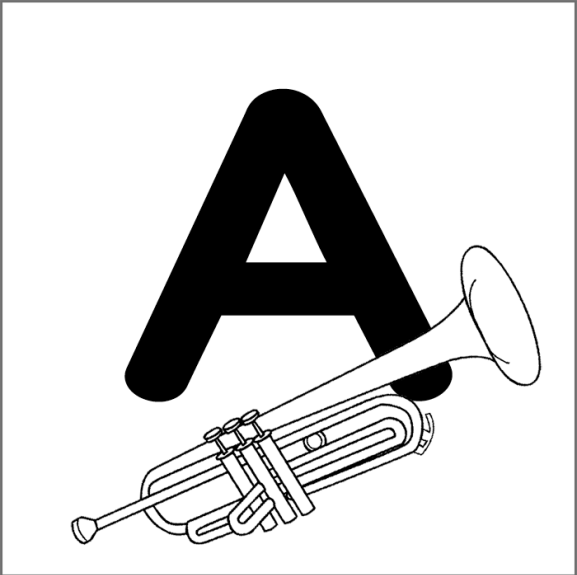
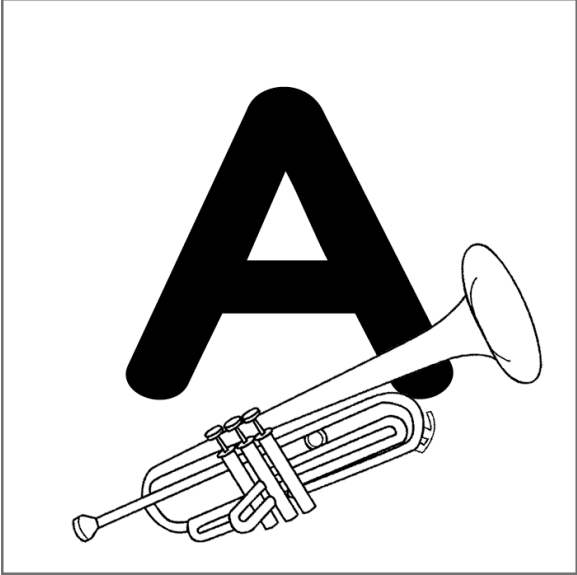
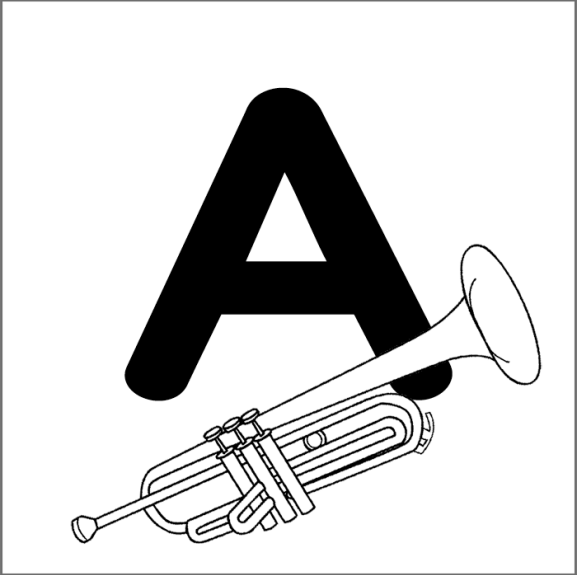
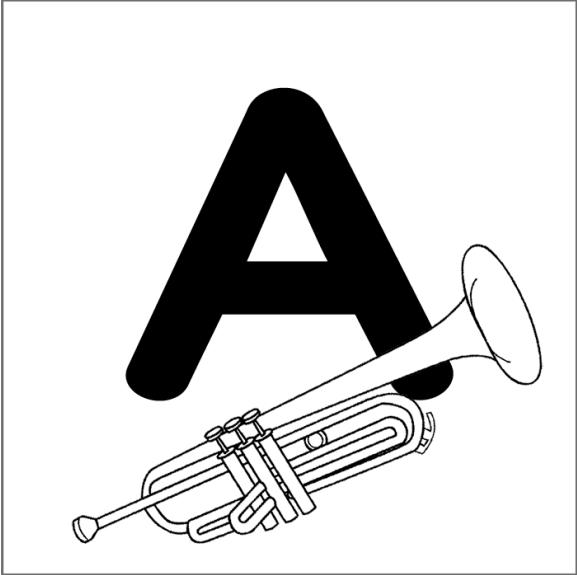
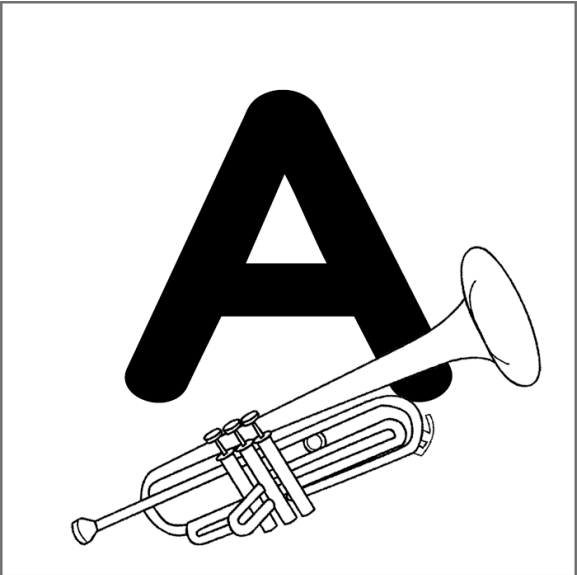
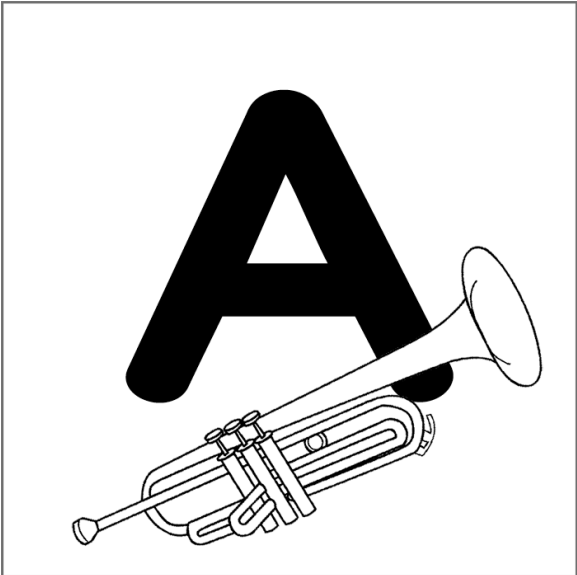
The following pieces of music are in Rondo form (where section A keeps recurring). I have found recordings for all of these where section A has a prominent trumpet part. The recordings are found on the post called: "Rondo Form." The three pieces below are all ABACA.

- Henry Purcell: Abdelazer Suite, II. Rondeau
- Jean-Joseph Mouret: Suite de Symphonies, "Fanfare-Rondeau"
- Campra: Tancredi – Triumphal March

One way students can start to experience and analyze rondo form is to get familiar with section A. (Even young students can do this!) I have made printable "A trumpet" cards.

- Pass out one "A trumpet" card to each student.
- Play the piece, and when students hear section A occur, they hold up the card. The first couple of times, it is helpful if you do it with them.
- Variation: have students walk around the room as they listen to the piece. Whenever section A comes, they stand still and hold up their cards.
- Variation: Print out A, B and C cards, and give each student the following (these will fit in envelopes): 3 A cards, 1 B card, and 1 C card. Have students spread out the cards in front of them in the correct order (ABACA) as they listen to the piece.
- Then help them learn how to fill out the form boxes. Start by only filling out when section A occurs. Teach them that when they don't hear A, they must fill the first box that's not A with a B. Then, if they hear something different than A or B, it must be C. For some of the pieces, it can be a little tricky distinguishing between B and C, so I don't assess their results. I just want them to hear A, and I explain B and C without expecting them to hear it perfectly.

Form Cards



A

A

A

A

A

A

B

B

B

B

B

B

C

C

C

C

C

C